


**PORSCHE MOTORSPORT AOS**  
**PART# 996 107 926 00**

**IMPORTANT!**

The aluminum plate at the bottom needs to be removed in order to lower the AOS.



**Cut the head off of the plastic rivet, remove plate and smooth the remainder of rivet body.**

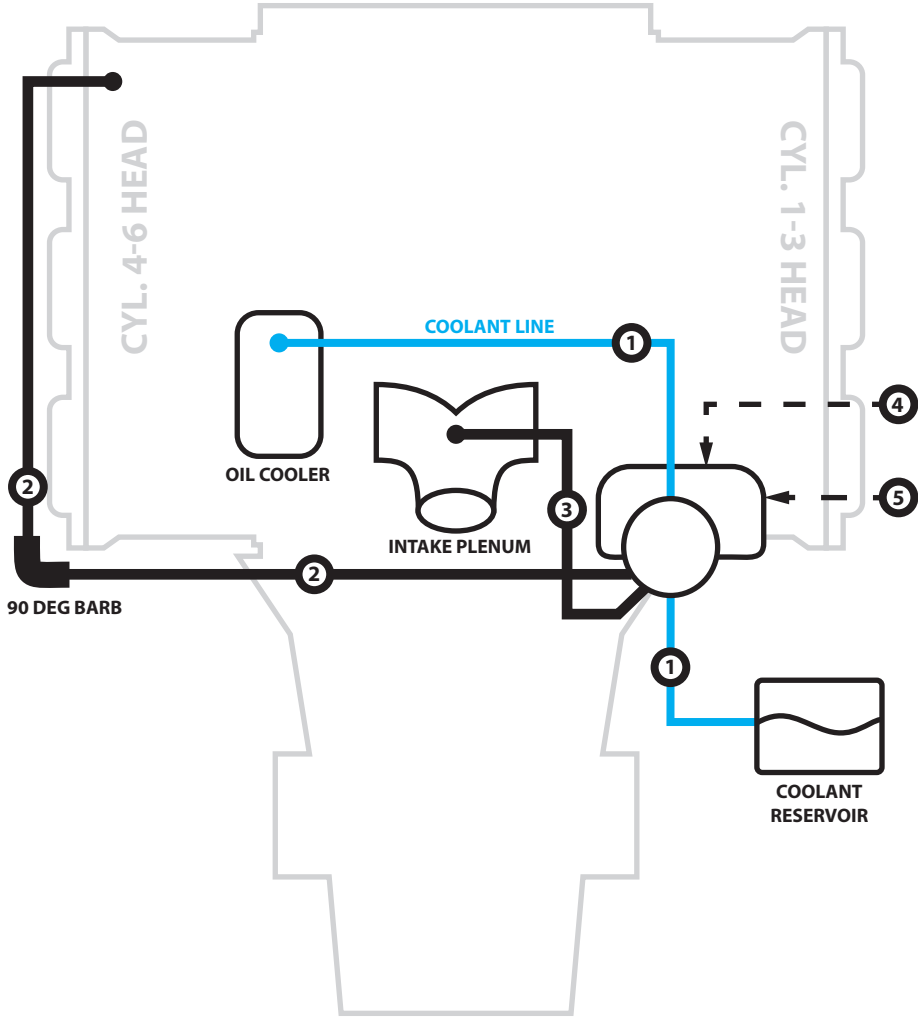


- 1** Coolant in & out.  
In-line from oil cooler.  
Direction of flow does not matter.
- 2** 4-6 cylinder head
- 3** Intake plenum
- 4** Return to block
- 5** 1-3 cylinder head

**LIST OF PARTS NECESSARY FOR INSTALL:**

- QTY 1 - Dorman 800-037 (Straight Push Fitting)
- QTY 2 - Dorman 800-049 (90 Degree Push Fitting)
- QTY 1 - NOE 6601483 (90 Degree Hose Connector)
- QTY 6 - 5NDH1 (Thermoplastic Shrink Clamp)
- QTY 6 Feet - 334013XM (ProPLUS Extreme Hose)

FRONT



90 DEG BARB

OIL COOLER

INTAKE PLENUM

COOLANT RESERVOIR

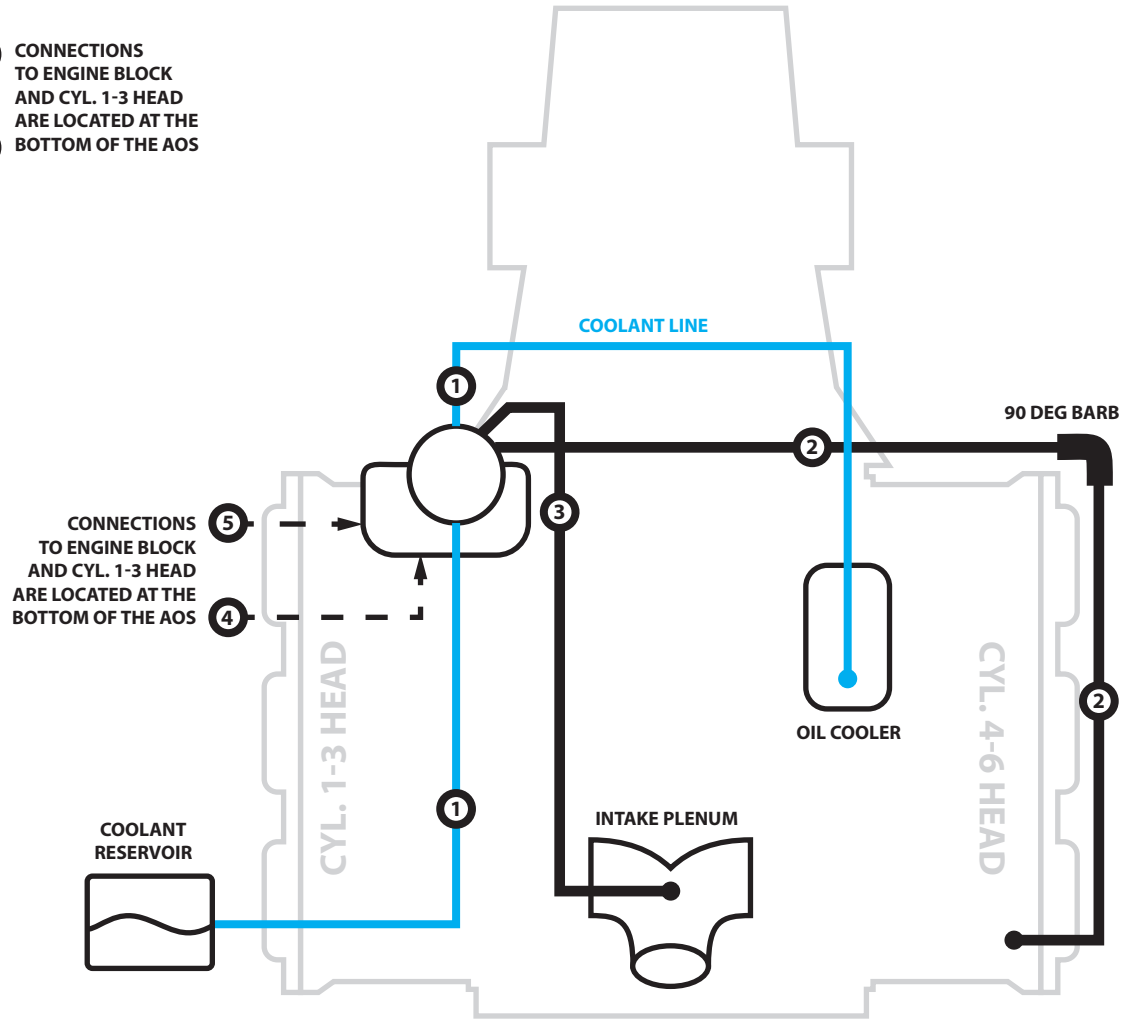
4 CONNECTIONS TO ENGINE BLOCK AND CYL. 1-3 HEAD ARE LOCATED AT THE BOTTOM OF THE AOS

5

BOXSTER / CAYMAN

911 MODELS

FRONT



90 DEG BARB

OIL COOLER

COOLANT LINE

INTAKE PLENUM

COOLANT RESERVOIR

5 CONNECTIONS TO ENGINE BLOCK AND CYL. 1-3 HEAD ARE LOCATED AT THE BOTTOM OF THE AOS

4